Multiple District 411

As of October 2026 Cumulative

Year	New Clubs	Dropped Clubs	Gain/ Loss Clubs	New Members	Charter Members	Reinstate Members	Transfer Members	Total Member Added	Total Members Dropped	Gain/ Loss Members
2022-2023	11	18	-7	662	369	60	6	1,097	1,142	-45
2023-2024	3	6	-3	704	128	120	16	968	812	156
2024-2025	20	16	4	826	528	191	14	1,559	1,264	295
2025-2026	19	5	14	893	586	133	38	1,650	1,019	631
2026-2027	11	1	10	290	282	19	4	595	165	430
Average	**13**	**9**	**4**	**675**	**379**	**105**	**16**	**1,174**	**880**	**293**

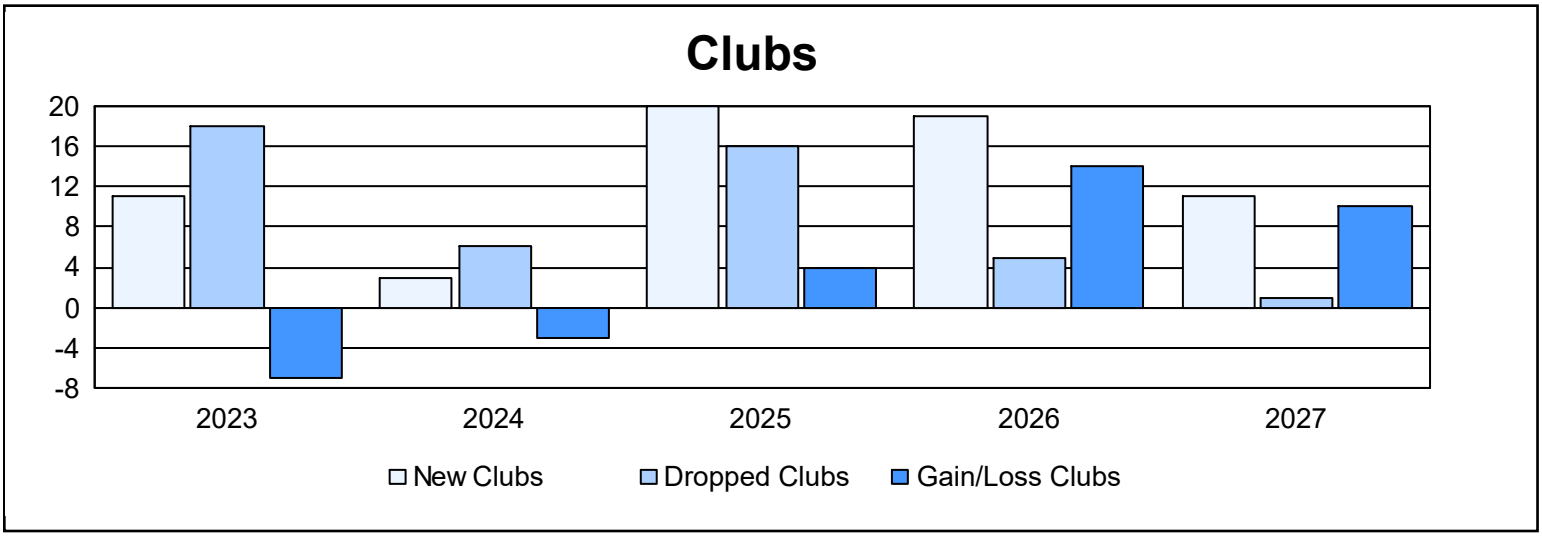

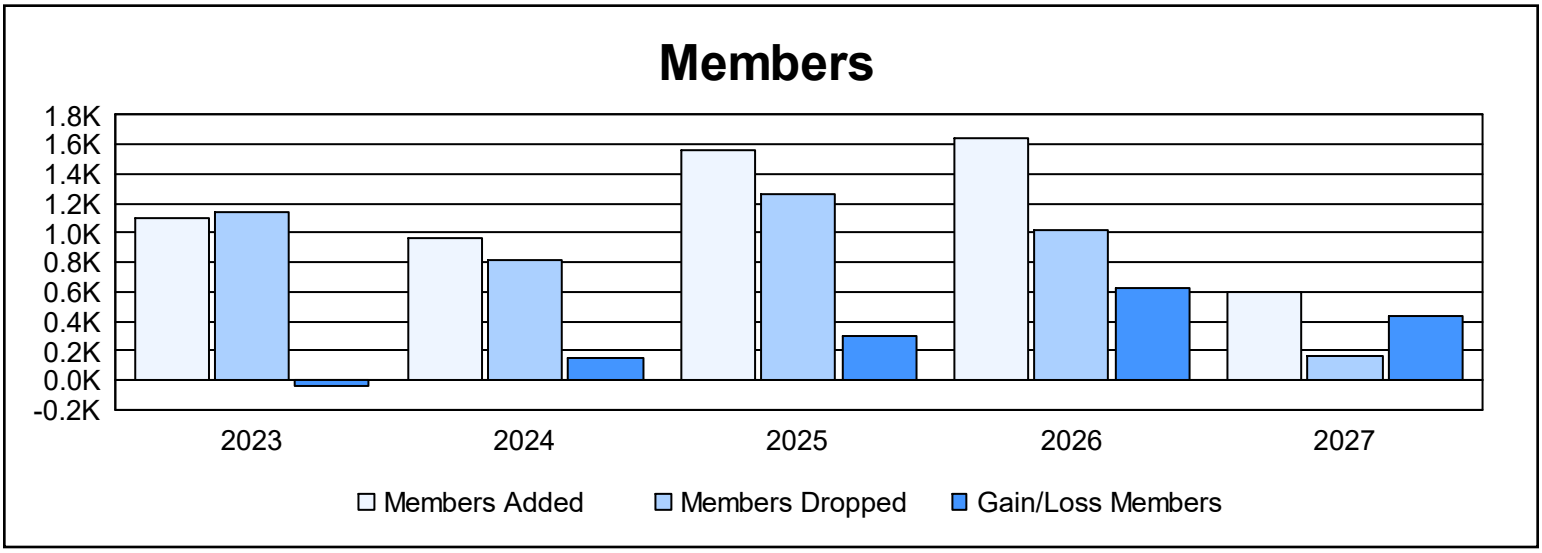

Membership Composition

October 2026 Cumulative

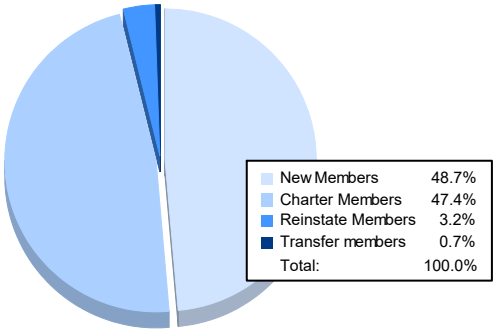

New Members	48.7%
Charter Members	47.4%
Reinstate Members	3.2%
Transfer members	0.7%
Total:	100.0%

Gender Composition

October 2026 Cumulative

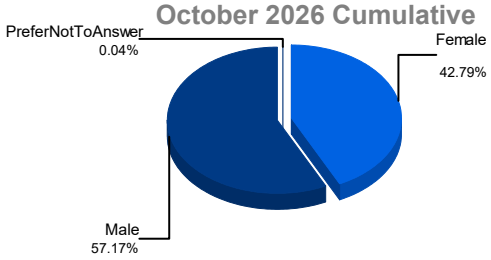

Female	42.79%
Male	57.17%
PreferNotToAnswer	0.04%
NonBinary	0.00%
Total:	100.00%